



E.F.I. INTERIORS

STANDARD ELEVATOR SELECTION CATALOGUE

ABOUT US

“By the Field, for the Field”

At AVT Beckett Elevators we do things a little bit different, and that's what separates us from our competitors. We are passionate about elevators and devoted to innovating our industry by designing all products with the field installer in mind. Our high-quality products, friendly service and timely deliveries sets us apart from all our competitors.

AVT E.F.I. Interiors

AVT E.F.I. Interiors is a product line developed by AVT that focuses on simplicity.

Fast
Simple
High Quality
Unlimited Options
Lightest Panels in the Industry

THE PROCESS

Initial communication:

- Reach out to us either by email or telephone
sales@avtbeckett.com
844 360 0288
- One of our Account Managers will welcome you and gather your specific account information and guide you through the next steps

Next Steps:

1. Select an Interior from one of the following
 - a. From our Standard line – following pages
 - b. Consult with our Sales Team to develop a custom look
 - c. Connect your interior designer to work with us
2. Complete Elevator survey
3. AVT Elevator submits the Quote to you
4. Purchase order received by AVT
 - A. Deposit invoice sent – Terms: Immediate
5. Approval drawings completed and submitted to Customer
6. Customer approves drawings
7. Production begins– typically 6-8 weeks from approvals, subject to change
8. Interior ready:
 - A. Avt Logistics coordinator will contact purchaser to arrange shipment via either purchasers shipping method or make arrangements for you
9. Invoice: invoice sent upon shipment

THE LINE-UP

Click on image for more information

Vertical Series



VX-1



VXM-2



SV-1



SVM-2



SVM-3

Horizontal Series



HX-1



HXM-2



HXM-3



HXM-4

Transitional Series



HVX-1



HVX-2



HVX-3

VX-1

BACK TO LINE-UP

About the VX-1

The VX-1 is a value-based interior for those who want to update an existing elevator with new finishes but keep within a budget. It's a great option to provide a brand new look with the new plastic laminate and stainless steel details

Highlights:

- Absolutely the lightest interior on the market
- Fastest installation
- Standard range of Plastic Laminate panel finishes
 - for a more rugged application select a patterned stainless steel (see finishes)
- Standard stainless steel "J" trim panels frames
 - Available with plastic laminate edge banding
 - Available with Aluminum L or J - Channel
- Standard Stainless steel reveals

Handrails:

Standard – 1.5" Round or 1/4" x 2" flat solid stainless steel

Ceilings:

Select from options below




Transcend

Aluminum Frame w/ diffusers
Standard LED – Tube light fixtures



Provident

Aluminum Frame w/ SSSL Panels
Standard LED – MR16 Warm Light



Eclipse

Frameless w/ stainless steel panels
Standard LED – MR16 Warm Light



VXM-2

BACK TO LINE-UP

About the VXM-2

The VXM-2 is an extension of the VX-1 with the addition of a mirror. Although the mirror is an upgrade It's still a great option to provide a brand new look at a value added price

Highlights:

- Absolutely the lightest interior on the market
- Fastest installation
- Standard clear, one piece mirror adds esthetics as well as added security
 - Also available in bronze or grey tint
- Standard range of Plastic Laminate panel finishes
 - for a more rugged application select a patterned stainless steel (see finishes)
- Standard stainless steel "J" trim panels frames
 - Available with plastic laminate edge banding
 - Available with Aluminum L or J - Channel
- Standard Stainless steel reveals

Handrails:

Standard – 1.5" Round or 1/4" x 2" flat solid stainless steel

Ceilings:

Select from options below




Transcend

Aluminum Frame w/ diffusers
Standard LED - Tube light fixtures



Provident

Aluminum Frame w/ SSSL Panels
Standard LED - MR16 Warm Light



Eclipse

Frameless w/ stainless steel panels
Standard LED - MR16 Warm Light



SV-1

BACK TO LINE-UP

About the SV-1

The SV-1 adds some more style to the traditional full length panel design by separating the panels at the handrail height with 6" stainless steel handrail band. This 14 panel design fits the needs of many situations

Highlights:

- Absolutely the lightest interior on the market
- Fastest installation
- Standard range of Plastic Laminate panel finishes
 - for a more rugged application select a patterned stainless steel (see finishes)
- Standard stainless steel "J" trim panels frames
 - Available with plastic laminate edge banding
 - Available with Aluminum L or J - Channel
- Standard Stainless steel reveals

Handrails:

Standard – 1.5" Round or 1/4" x 2" flat solid stainless steel

Ceilings:

Select from options below




Transcend

Aluminum Frame w/ diffusers
Standard LED – Tube light fixtures



Provident

Aluminum Frame w/ SSSL Pans
Standard LED – MR16 Warm Light



Eclipse

Frameless w/ stainless steel panels
Standard LED – MR16 Warm Light



SVM-2

BACK TO LINE-UP

About the SVM-2

Similar to the SV-1 with the addition of a rear clear mirror panel adds some more style to the traditional full length panel design by separating the panels at the handrail height with 6" stainless steel handrail band

Highlights:

- Absolutely the lightest interior on the market
- Fastest installation
- Standard clear, one piece mirror
 - Also available in bronze or grey tint
- Standard range of Plastic Laminate panel finishes
 - for a more rugged application select a patterned stainless steel (see finishes)
- Standard stainless steel "J" trim panels frames
 - Available with plastic laminate edge banding
 - Available with Aluminum L or J - Channel
- Standard Stainless steel reveals

Handrails:

Standard – 1.5" Round or 1/4" x 2" flat solid stainless steel

Ceilings:

Select from options below




Transcend

Aluminum Frame w/ diffusers
Standard LED – Tube light fixtures



Provident

Aluminum Frame w/ SSTL Pans
Standard LED – MR16 Warm Light



Eclipse

Frameless w/ stainless steel panels
Standard LED – MR16 Warm Light



SVM-3

BACK TO LINE-UP

About the SVM-3

Similar to the SV-2 with the addition of a rear and side wall clear mirror panels adds some more style and depth to the traditional panel design by separating the panels at the handrail height with 6" stainless steel handrail band

Highlights:

- Absolutely the lightest interior on the market
- Fastest installation
- Standard clear, one piece mirror
 - Also available in bronze or grey tint
- Standard range of Plastic Laminate panel finishes
 - for a more rugged application select a patterned stainless steel (see finishes)
- Standard stainless steel "J" trim panels frames
 - Available with plastic laminate edge banding
 - Available with Aluminum L or J - Channel
- Standard Stainless steel reveals

Handrails:

Standard – 1.5" Round or 1/4" x 2" flat solid stainless steel

Ceilings:

Select from options below




Transcend

Aluminum Frame w/ diffusers
Standard LED – Tube light fixtures



Provident

Aluminum Frame w/ SSTL Pans
Standard LED – MR16 Warm Light



Eclipse

Frameless w/ stainless steel panels
Standard LED – MR16 Warm Light



HX-1

[BACK TO LINE-UP](#)

About the HX-1

The HX-1 is a value-based interior with a slightly more modern look as a horizontal layout. For those who want to update an existing elevator with new finishes but keep within a budget. It's a great option to provide a brand new look with the new plastic laminate and stainless steel details

Highlights:

- Absolutely the lightest interior on the market
- Fastest installation
- Standard range of Plastic Laminate panel finishes
 - for a more rugged application select a patterned stainless steel (see finishes)
- Standard stainless steel "J" trim panels frames
 - Available with plastic laminate edge banding
 - Available with Aluminum L or J - Channel

Handrails:

Standard – 1.5" Round or 1/4" x 2" flat solid stainless steel

Ceilings:

Select from options below




Transcend

Aluminum Frame w/ diffusers
Standard LED – Tube light fixtures



Provident

Aluminum Frame w/ SSTL Pans
Standard LED – MR16 Warm Light



Eclipse

Frameless w/ stainless steel panels
Standard LED – MR16 Warm Light



HXM-2

BACK TO LINE-UP

About the HXM-2

Similar to the HX-1 with the addition of side wall clear mirror panels. adds additional style in addition to separating the panels at the handrail height with 6" stainless steel handrail band

Highlights:

- Absolutely the lightest interior on the market
- Fastest installation
- Standard clear, one piece mirror
 - Also available in bronze or grey tint
- Standard range of Plastic Laminate panel finishes
 - for a more rugged application select a patterned stainless steel (see finishes)
- Standard stainless steel "J" trim panels frames
 - Available with plastic laminate edge banding
 - Available with Aluminum L or J - Channel
- Standard Stainless steel reveals

Handrails:

Standard – 1.5" Round or 1/4" x 2" flat solid stainless steel

Ceilings:

Select from options below




Transcend

Aluminum Frame w/ diffusers
Standard LED – Tube light fixtures



Provident

Aluminum Frame w/ SSTL Pans
Standard LED – MR16 Warm Light



Eclipse

Frameless w/ stainless steel panels
Standard LED – MR16 Warm Light



HXM-3

BACK TO LINE-UP

About the HXM-3

Similar to the HXM-2 a rear wall clear mirror panel takes place of the side wall. Again, the panels are separated at the handrail height with 6" stainless steel handrail band

Highlights:

- Absolutely the lightest interior on the market
- Fastest installation
- Standard clear, one piece mirror
 - Also available in bronze or grey tint
- Standard range of Plastic Laminate panel finishes
 - for a more rugged application select a patterned stainless steel (see finishes)
- Standard stainless steel "J" trim panels frames
 - Available with plastic laminate edge banding
 - Available with Aluminum L or J - Channel
- Standard Stainless steel reveals

Handrails:

Standard – 1.5" Round or 1/4" x 2" flat solid stainless steel

Ceilings:

Select from options below




Transcend

Aluminum Frame w/ diffusers
Standard LED – Tube light fixtures



Provident

Aluminum Frame w/ SSTL Pans
Standard LED – MR16 Warm Light



Eclipse

Frameless w/ stainless steel panels
Standard LED – MR16 Warm Light



HXM-4

BACK TO LINE-UP

About the HXM-4

A version of HX-1 with the addition of clear mirror mid-panels. Which adds some depth and security. Again, the panels are separated at the handrail height with 6" stainless steel handrail band

Highlights:

- Absolutely the lightest interior on the market
- Fastest installation
- Standard clear mirror
 - Also available in bronze or grey tint
- Standard range of Plastic Laminate panel finishes
 - for a more rugged application select a patterned stainless steel (see finishes)
- Standard stainless steel "J" trim panels frames
 - Available with plastic laminate edge banding
 - Available with Aluminum L or J - Channel
- Standard Stainless steel reveals

Handrails:

Standard – 1.5" Round or 1/4" x 2" flat solid stainless steel

Ceilings:

Select from options below




Transcend

Aluminum Frame w/ diffusers
Standard LED – Tube light fixtures



Provident

Aluminum Frame w/ SSTL Pans
Standard LED – MR16 Warm Light



Eclipse

Frameless w/ stainless steel panels
Standard LED – MR16 Warm Light



HVX-1

BACK TO LINE-UP

About the HVX-1

The HVX-1 is a blend of vertical and horizontal panels giving a more refined look. This design would be considered "transitional" in décor, as it combines the traditional with a more modern flair

Highlights:

- Absolutely the lightest interior on the market
- Fastest installation
- Standard clear mirror
 - Also available in bronze or grey tint
- Standard range of Plastic Laminate panel finishes
 - for a more rugged application select a patterned stainless steel (see finishes)
- Standard stainless steel "J" trim panels frames
 - Available with plastic laminate edge banding
 - Available with Aluminum L or J - Channel
- Standard Stainless steel reveals

Handrails:

Standard – 1.5" Round or 1/4" x 2" flat solid stainless steel

Ceilings:

Select from options below




Transcend

Aluminum Frame w/ diffusers
Standard LED – Tube light fixtures



Provident

Aluminum Frame w/ SSSL Panels
Standard LED – MR16 Warm Light



Eclipse

Frameless w/ stainless steel panels
Standard LED – MR16 Warm Light

HVX-2

BACK TO LINE-UP

About the HVX-2

Similar to the HVX-1 with the addition of a rear wall mirror and back painted glass panels in the corners

Highlights:

- Absolutely the lightest interior on the market
- Fastest installation
- Standard clear, one piece mirror
 - Also available in bronze or grey tint
- Standard Black or White back painted glass
 - Also available in customer colour
- Standard range of Plastic Laminate panel finishes
 - for a more rugged application select a patterned stainless steel (see finishes)
- Standard stainless steel "J" trim panels frames
 - Available with plastic laminate edge banding
 - Available with Aluminum L or J - Channel
- Standard Stainless steel reveals

Handrails:

Standard – 1.5" Round or 1/4" x 2" flat solid stainless steel

Ceilings:

Select from options below




Transcend

Aluminum Frame w/ diffusers
Standard LED – Tube light fixtures



Provident

Aluminum Frame w/ SSSL Pans
Standard LED – MR16 Warm Light



Eclipse

Frameless w/ stainless steel panels
Standard LED – MR16 Warm Light



HVX-3

BACK TO LINE-UP

About the HVX-3

In line with the HVX series the HVX-3 combines horizontal and vertical elements. The is particular design incorporates a patterned stainless steel panel in the rear corners of the cab, clear mirror and plastic laminate

Highlights:

- Absolutely the lightest interior on the market
- Fastest installation
- Standard clear, one piece mirror
 - Also available in bronze or grey tint
- Standard Black or White back painted glass
 - Also available in customer colour
- Standard range of Plastic Laminate panel finishes
 - for a more rugged application select a patterned stainless steel (see finishes)
- Standard stainless steel "J" trim panels frames
 - Available with plastic laminate edge banding
 - Available with Aluminum L or J - Channel

Handrails:

Standard – 1.5" Round or 1/4" x 2" flat solid stainless steel

Ceilings:

Select from options below




Transcend

Aluminum Frame w/ diffusers
Standard LED – Tube light fixtures



Provident

Aluminum Frame w/ SSTL Pans
Standard LED – MR16 Warm Light



Eclipse

Frameless w/ stainless steel panels
Standard LED – MR16 Warm Light



FINISHES

LAMINATES

Laminates:

Plastic laminate provides a good wear resistant decorative finish. With a wide range colours and patterns. From woods grains to granite there is something for all tastes. Generally we provide supply Wilsonart laminates, however have partnered with other major brands

Some of our most common include:

Woodgrains:



River Cherry
7937



Boardwalk Oak
7983



Wild Cherry
7054



Stirling Ash
7995



Asian Night
7949




Montana Walnut
7110


Stone:



Cipollino Grigio
1882




Cipollino Bianco
1881



Magnata
1880



Lario
1891



Calcutta Marble
4925



Cote d'Azur Noir
5006



Click on a logo to be directed to the supplier's website


FINISHES

PATTERNED STAINLESS STEEL


PATTERNED STAINLESS STEEL IS AN EXCELLENT OPTION WHEN A ROBUST SOLUTION IS REQUIRED OR EVEN AS A DECORATIVE ACCENT TO ADD EXTRA TEXTURE TO A DESIGN. THIS MATERIAL CAN BE USED IN PLACE OF PLASTIC LAMINATE IN ANY OF OUR DESIGNS OR EVEN SWITCH BETWEEN INDIVIDUAL PANELS. NOTE THAT PATTERN AND COLOUR PRICING VARIES BASED ON SELECTION

SOME OF OUR MOST POPULAR PATTERNS INCLUDE:


NATURAL FINISH




5WL



2WL



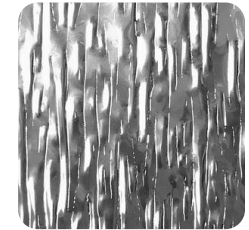
12LG (Deco 8)




LINEN



SQUARES



10WG




PIPPEN
(SHOWN IN GOLD)




POPPY
(SHOWN IN BLUE)



PEAU
(SHOWN IN BLACK)



PEARL
(SHOWN IN CHAMPAGNE)



CHECKS
(SHOWN IN BLUE)



PEGASUS
(SHOWN IN ROSY GOLD)



Royal Decor
Leading Provider of Deco Stainless Steel



CLICK ON A LOGO TO BE DIRECTED TO THE SUPPLIER'S WEBSITE

FINISHES

STAINLESS STEEL

ADDITIONAL OPTIONS FOR THE STAINLESS STEEL IN IN YOUR CAB DESIGN CAN ALSO CHANGE AND INFLUENCE THE END RESULT OF LOOK OF YOUR CAB INTERIOR. OUR STANDARD IS ALWAYS A #4 BRUSHED STAINLESS STEEL

NOTE THAT PRICES VARY BASED ON COLOUR AND FINISH

STAINLESS STEEL FINISHES:

BRUSHED FINISH



BRUSHED SILVER
(STANDARD)



BRUSHED BLACK



BRUSHED GOLD



ROSE GOLD




BRONZE




NICKEL SILVER

MIRROR FINISH (PLEASE SEE PHYSICAL SAMPLES)




SILVER



BLACK




GOLD



ROSE



BRONZE



BLUE



Royal Decor
Leading Provider of Deco Stainless Steel

CLICK ON A LOGO TO BE DIRECTED TO THE SUPPLIER'S WEBSITE



1 844 360 0288

WWW.AVTBECKETT.COM

SALES@AVTBECKETT.COM