



Duct Order Form

Date:	
Company:	
Contact Name:	
Contact Number:	
Ship to:	
Shipping Carrier & Account #:	
PO#:	
Job Reference:	

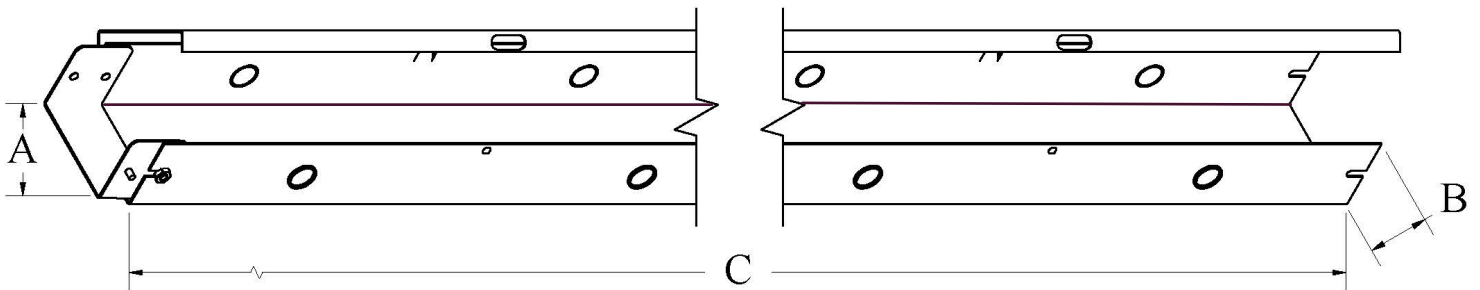


Square and Rectangular Hinged Duct (Labeled)

Part Number:	Dimension "A"	Dimension "B"	Dimension "C"	QTY
DCT-2-08FT	2.50"	2.50"	96.00"	
DCT-2-10FT	2.50"	2.50"	120.00"	
DCT-4-08FT	4.00"	4.00"	96.00"	
DCT-4-10FT	4.00"	4.00"	120.00"	
DCT-6-08FT	6.00"	6.00"	96.00"	
DCT-6-10FT	6.00"	6.00"	120.00"	
DCT-2X4-08FT	4.00"	2.50"	96.00"	
DCT-2X4-10FT	4.00"	2.50"	120.00"	
DCT-2X6-08FT	6.00"	2.50"	96.00"	
DCT-2X6-10FT	6.00"	2.50"	120.00"	

**Full assembly includes:

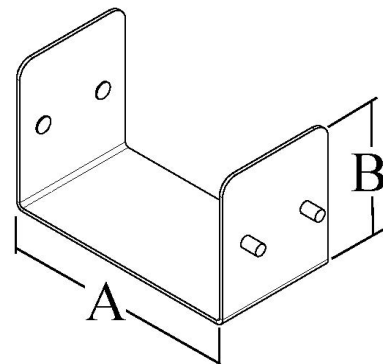
- Galvannealed steel
- Duct with knockouts
- Hinged cover
- (1) Coupling Included
- ETL Label



Accessories

Couplings

Part Number:	Dimension "A"	Dimension "B"	QTY
DCT-2-COUP	2.50"	2.50"	
DCT-4-COUP	4.00"	4.00"	
DCT-6-COUP	6.00"	6.00"	
DCT-2X4-COUP	4.00"	2.50"	
DCT-2X6-COUP	6.00"	2.50"	



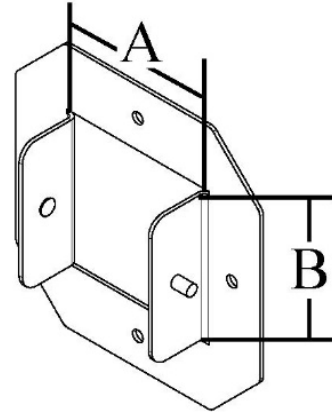


Duct Order Form

Accessories (cont.)

Flanges

Part Number:	Dimension "A"	Dimension "B"	QTY
DCT-2-FLNG	2.50"	2.50"	
DCT-4-FLNG	4.00"	4.00"	
DCT-6-FLNG	6.00"	6.00"	
DCT-2X4-FLNG	4.00"	2.50"	
DCT-2X6-FLNG	6.00"	2.50"	

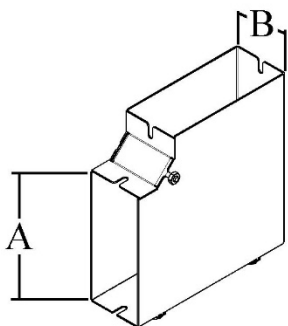


90° Elbow

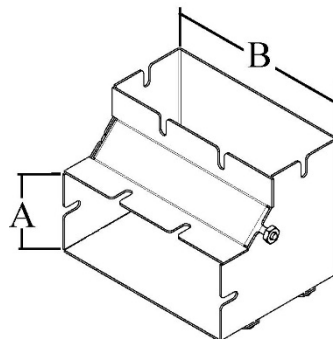
Part Number:	Dimension "A"	Dimension "B"	QTY
DCT-2-90	2.50"	2.50"	
DCT-4-90	4.00"	4.00"	
DCT-6-90	6.00"	6.00"	
DCT-2X4-90A	4.00"	2.50"	
DCT-2X4-90B	2.50"	4.00"	
DCT-2X6-90A	6.00"	2.50"	
DCT-2X6-90B	2.50"	6.00"	

**Please note the configuration of your duct when ordering type "A" or "B" fittings for rectangular duct.

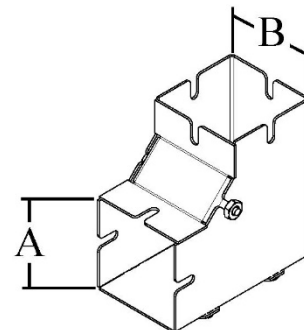
Type A



Type B



Square





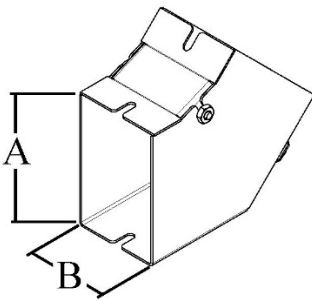
Duct Order Form

45° Elbow

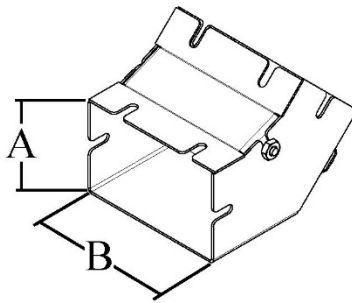
Part Number:	Dimension "A"	Dimension "B"	QTY
DCT-2-45	2.50"	2.50"	
DCT-4-45	4.00"	4.00"	
DCT-6-45	6.00"	6.00"	
DCT-2X4-45A	4.00"	2.50"	
DCT-2X4-45B	2.50"	4.00"	
DCT-2X6-45A	6.00"	2.50"	
DCT-2X6-45B	2.50"	6.00"	

**Please note the configuration of your duct when ordering type "A" or "B" fittings for rectangular duct.

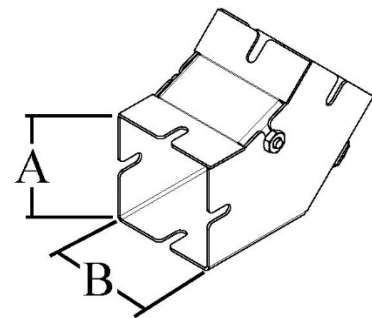
Type A



Type B



Square

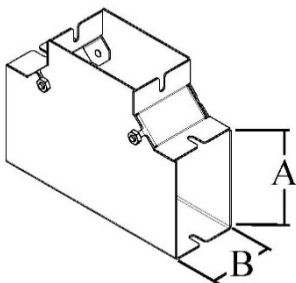


Tee

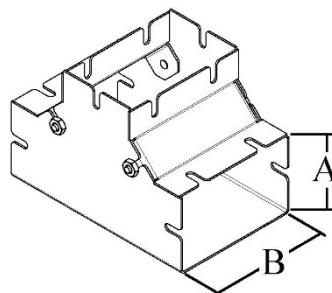
Part Number:	Dimension "A"	Dimension "B"	QTY
DCT-2-TEE	2.50"	2.50"	
DCT-4-TEE	4.00"	4.00"	
DCT-6- TEE	6.00"	6.00"	
DCT-2X4-TEEA	4.00"	2.50"	
DCT-2X4-TEEB	2.50"	4.00"	
DCT-2X6-TEEA	6.00"	2.50"	
DCT-2X6-TEEB	2.50"	6.00"	

**Please note the configuration of your duct when ordering type "A" or "B" fittings for rectangular duct.

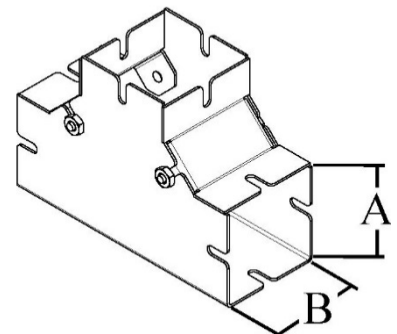
Type A



Type B



Square

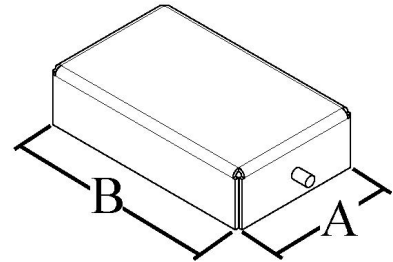




Duct Order Form

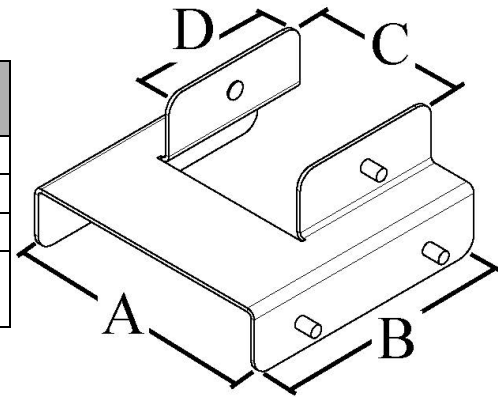
End Caps

Part Number:	Dimension "A"	Dimension "B"	QTY
DCT-2-END	2.50"	2.50"	
DCT-4- END	4.00"	4.00"	
DCT-6- END	6.00"	6.00"	
DCT-2X4- END	2.50"	4.00"	
DCT-2X6- END	2.50"	6.00"	



Reducer

Part Number:	Dimension "A"	Dimension "B"	Dimension "C"	Dimension "D"	QTY
DCT-4-4R2	4.00"	4.00"	2.50"	2.50"	
DCT-6-6R2	6.00"	6.00"	2.50"	2.50"	
DCT-6-6R4	6.00"	6.00"	4.00"	4.00"	
DCT-2X6-2X6R2X4	6.00"	2.50"	4.00"	2.50"	



**Please contact your sales representative with any questions

sales@avtbeckett.com

1-844-360-0288

avtbeckett.com